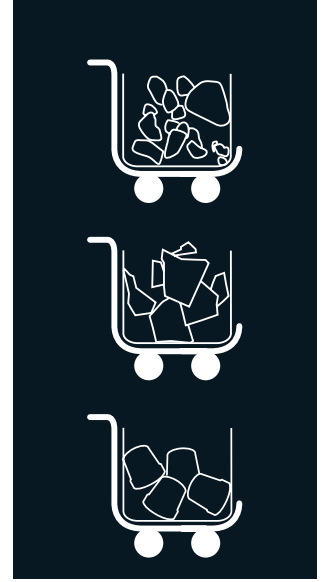


# BIN SCD400























## ICE BIN WITH CARTS FOR MODULAR MACHINES

### FEATURES CARACTERÍSTICAS

- ▶ **ICE BIN CAPACITY OF 413 KG (CART CAPACITY NOT INCLUDED)**  
SILO PARA HIELO CON CAPACIDAD DE 413 KG (CAPACIDAD DE LOS CARROS NO INCLUIDA)
- ▶ **AISI 304 STAINLESS STEEL BIN**  
SILO DE ACERO INOXIDABLE CALIDAD AISI 304
- ▶ **HARD SANITARY POLYETHYLENE VAT, RESISTANT TO BLOWS, AND SCRATCHES**  
CUBA INTERIOR DE POLIETILENO SANITARIO DE GRAN DUREZA, RESISTENTE A GOLPES, Y ROCES
- ▶ **EASY CLEANING DESIGN®: SEAMLESS ONE-PIECE VAT WITH ROUNDED CORNERS, AVOIDING POSSIBLE DIRTY POINTS AND FACILITATING CLEANING**  
EASY CLEANING DESIGN®: CUBA INTERIOR SIN JUNTAS, DE UNA SOLA PIEZA, CON ESQUINAS REDONDEADAS, ELIMINANDO POSIBLES PUNTOS DE SUCIEDAD Y FACILITANDO LA LIMPIEZA
- ▶ **DRAINAGE SYSTEM THAT COLLECTS AND DRIVES THE WATER TO THE DRAIN KEEPING THE BIN AND FLOOR CLEAN & DRY**  
SISTEMA DE DRENAJE QUE RECOGE Y CONDUCE EL AGUA AL DESAGÜE MANTENIENDO TANTO EL SILO Y COMO SUELO LIMPIOS Y SECOS
- ▶ **LARGE CAPACITY EASY CART®, UP TO 112 KG OF ICE (70 KG WITH BUCKETS); ERGONOMIC, EASY TO MOVE WITH LITTLE EFFORT**  
EASY CART® DE GRAN CAPACIDAD, HASTA 112 KG DE HIELO (70 KG CON CESTAS) Y ERGONÓMICOS, FÁCILES DE MOVER SIN APENAS ESFUERZO
- ▶ **EASY CART® HAS A BRAKING AND DRAINAGE SYSTEM**  
EASY CART® DISPONE DE SISTEMA DE FRENADO Y DESAGÜE
- ▶ **EASY CART® IS MADE OF SANITARY POLYETHYLENE, WITH SMOOTH SURFACE TO FACILITATE CLEANING. IT INCLUDES A COVER TO PREVENT DIRT FROM CONTAMINATING THE ICE**  
EASY CART® EN POLIETILENO SANITARIO, SIN RUGOSIDADES PARA FACILITAR LA LIMPIEZA. INCLUYE TAPA PARA QUE EL POLVO NO CONTAMINE EL HIELO
- ▶ **BUCKETS FOR DISTRIBUTING ICE QUICKLY AND EFFORTLESSLY CAN BE INCLUDED**  
SE PUEDEN INCLUIR CESTAS PARA REPARTIR EL HIELO RÁPIDAMENTE Y SIN ESFUERZO



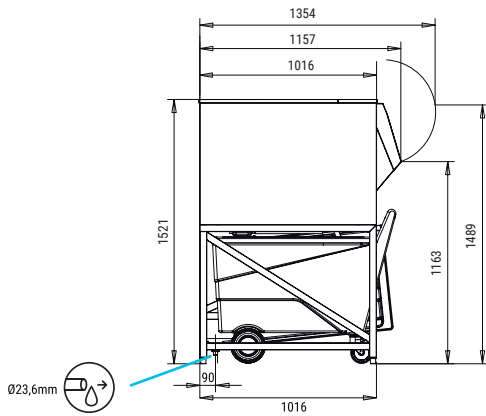
### RECOMMENDED MACHINES MÁQUINAS RECOMENDADAS

	MDP150/MR400/MP	SPIKA	QUASAR	ICE QUEEN	SCALA
<b>RECOMMENDED RECOMENDADO</b>	 2 MDP150 MR400   2 MP145	 1/2 MS220   1/2 MS410   MS300 SLIM		 1/2 IQ200   1/2 IQ400   1/2 IQ550   IQ550 SPLIT   IQ850 C02 SPLIT   IQ1100   IQ1100 SPLIT	 SCALA 400 SCALA 400 SPLIT   SCALA 600 SCALA 600 SPLIT   SCALA 1000/1500/2000/3000 SPLIT
<b>NOT RECOMMENDED NO RECOMENDADO</b>	 MDP150   MP145		 1/2 MQ200   1/2 IQ150   2 IQ550 SPLIT   2 IQ850 C02SPLIT	 SCALA 1000	

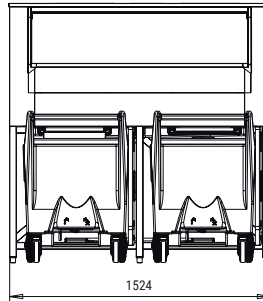
# TECHNICAL SCHEME ESQUEMA TÉCNICO

BIN SCD400

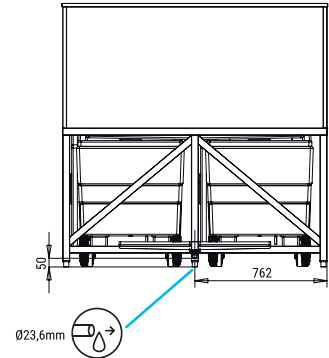
**RIGHT SIDE VIEW**  
VISTA LATERAL DERECHA



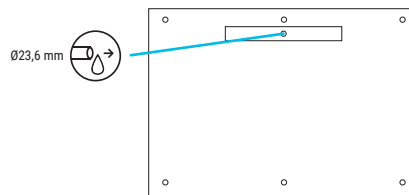
**FRONTAL VIEW**  
VISTA FRONTAL



**REAR VIEW**  
VISTA TRASERA



**UPPER VIEW**  
VISTA SUPERIOR



\* All measurements in mm.  
\* Todas las cotas en mm.

## ACCESSORIES ACCESORIOS

**INCLUDED**



**WATER OUTLET HOSE**  
MANGUERA DE DESAGÜE



**LARGE SCOOP**  
PALA GRANDE



**ICE PADDLE**  
PALA DE MANGO LARGO



**ICE PADDLE SUPPORT**  
SOPORTE PARA PALA

**NOT INCLUDED (OPTIONAL)**



**BUCKETS**  
CESTAS



**BIN SCD400**

413

330

637

Width 1.524  
Depth 1.016\*  
Height 1.520

140

Width 1.630  
Depth 1.240  
Height 1.660

235

3,36

\*WITHOUT DOOR SIN PUERTA



INDUSTRIA TÉCNICA VALENCIANA, S.A.  
POL. IND. SECTOR 13, AVDA. DELS HOSTALERS, 2  
46394 RIBARROJA DE TURIA, VALENCIA, SPAIN  
PHONE: +34 96 166 75 75 | FAX: +34 96 166 81 00  
info@itv.es | www.itv.es



SERVICE  
SERVICIO ASISTENCIA TÉCNICA  
service@itv.es  
Skype: ITV.Service  
+34 961 667 639  
8:00AM | 7:00PM



Subject to certain limitations  
and exclusions. Only spare parts.  
Sujeto a limitaciones y exclusiones.  
Solo piezas de repuesto.

