

# SS 25 R290

230 V / 50 Hz











## SELF-CONTAINED ICE CUBE MACHINE



### FEATURES ACCESSORIES ACCESORIOS

- ▶ PRODUCES SOLID GOURMET CRYSTAL CLEAR ICE CUBES
- ▶ THE WATER-COOLED VERSION INCLUDES A DOUBLE WATER INLET TO AVOID WASTING DRINKING WATER AND EXTEND THE LIFE OF THE FILTERS.
- ▶ THE SMALLEST MACHINE IN THE RANGE IS IDEAL FOR BUSINESSES WITH SPACE LIMITATION
- ▶ A3S: ANTI-SCALE SPRAY SYSTEM. THE ITV PATENTED SPRAY SYSTEM WITH FLEXIBLE NOZZLES AVOIDS LIMESCALE DEPOSITS WITH SMALL VIBRATIONS
- ▶ ELECTRONIC CONTROL THAT ENHANCES THE PERFORMANCE OF THE MACHINE AND ALLOWS IT TO ADAPT TO EXTREME CLIMATES
- ▶ "NEVER STOP" MOTOR PUMP DEVELOPED BY ITV. ITS DESIGN WITHOUT SEALS PREVENTS FROM DETERIORATION IN HARD WATER
- ▶ THE DISAPPEARING DOOR REDUCES THE FOOTPRINT OF THE MACHINE AND AVOIDS ACCIDENTS
- ▶ ON/OFF LIGHTED ROCKER SWITCH / NEW PCB MOUNTED AT THE BOTTOM
- ▶ AISI 304 STAINLESS STEEL FRAME
- ▶ TROPICALIZED MACHINES (T CLASS) / LEVELING FEET RAISE THE MACHINES 6 MM ABOVE FLOOR
- ▶ NATURAL GAS R290 WITH VERY LOW GLOBAL WARMING POTENTIAL WHICH ALSO REDUCES THE ENERGY CONSUMPTION
- ▶ AN ANTI-LIMESCALE FILTER IS ADVISED IN HARD WATER AREAS (WATER HARDNESS OVER 30 °fH)



	 24 H	 10°C (Kg)	 10°C (Kg)	 21°C (Kg)	 15°C (Kg)	 STOCK (Kg)	 (mm)	 (mm)
SS 25 A		25	22	6	Width 350 Depth 475 Height 595*	Width 430 Depth 540 Height 720		
SS 25 W		23	24					



**SS S 14 Gr**  
36 mm (W) x 26 mm (D) x 23 mm (H)  
Average dimensions Dimensiones promedio

\* WITH LEGS 601 CON PATAS 601

#### INCLUDED



**WATER INLET FILTER GASKET**  
JUNTA DE FILTRO DE ENTRADA DE AGUA

**WATER INLET HOSE**  
MANGUERA DE ENTRADA DE AGUA

**WATER OUTLET HOSE**  
MANGUERA DE DESAGÜE

**SMALL SCOOP**  
PALA PEQUEÑA

#### NOT INCLUDED (OPTIONAL)



**ANTI-LIMESCALE FILTER**  
FILTRO ANTICAL

**ANTI-LIMESCALE + ANTI-CHLORINE FILTER CS101**  
FILTRO ANTICAL + ANTICLORO CS101

**C4 WATER SOFTENER**  
DESCALCIFICADOR C4


**CALKLIN 50 CLEANER**  
PRODUCTO ANTICAL

**PARTICLE FILTER**  
FILTRO ANTIPARTÍCULAS

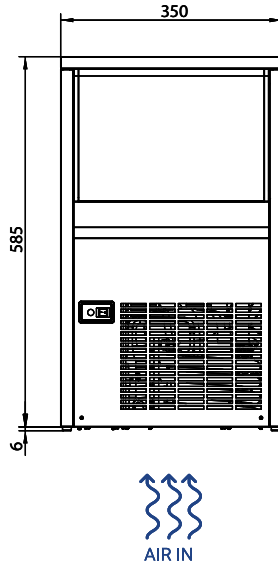


SS 25

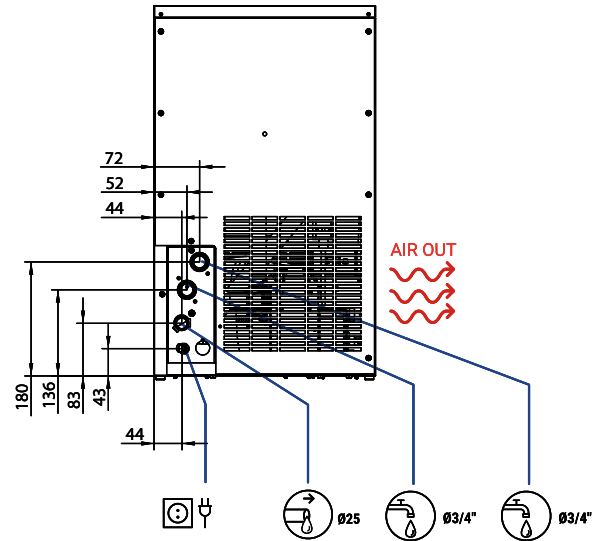
RIGHT SIDE VIEW  
VISTA LATERAL DERECHA



FRONTAL VIEW  
VISTA FRONTAL



REAR VIEW  
VISTA TRASERA



\* All measurements in mm.  
\* Todas las cotas en mm.

OPERATING CONDITIONS CONDICIONES DE TRABAJO

PRODUCTION 50Hz PRODUCCIÓN 50 Hz


±10% V

5°C/43°C

5°C/35°C

1 bar/6 bar

18 Ice cubes/cycle



V	Hz	ph
230	50	1N



SS 25 AIR COOLED

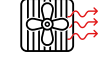
	°C			
	10°	15°	21°	30°
°F	50°	60°	70°	86°
10°	25	24	23	21
50°				
21°	24	23	22	21
68°				
32°	22	21	20	19
90°				
43°	17	16	15	14
109°				



SS 25 WATER COOLED

	°C			
	10°	15°	21°	30°
°F	50°	60°	70°	86°
10°	23	22	21	20
50°				
21°	22	21	20	19
68°				
32°	24	24	23	22
90°				
43°	20	19	20	17
109°				

MODELS  
MODELOS



SS 25 A



862 2.941

260

3 1,5

10

28,2

3,6

538 1.836

32

36

0,17

SS 25 W



862 2.941

260

3 1,5

10

24

23,5

538 1.836

32

36

0,17