



ICEO250 ON B40

Features

- 30" wide (762 mm) Modular Cuber.
- Space-saving 20" (508 mm) tall design.
- Produces up to 361 lbs (164 kg) of ice per day.
- *Harvest Assist* provides consistent ice production for the life of the ice maker while reducing energy consumption and increasing capacity.
- *Pure Ice®* exclusively by Ice-O-Matic. Built-in antimicrobial protection for the life of the ice maker inhibits bacteria growth on ice maker surfaces. Ice-O-Matic's optional water filtration system provides protection against unpleasant tastes, odors and scale formation.
- Durable, electroless nickel plating on all evaporator plates ensures reliability.
- *Longest warranty in the industry.* Purchase an Ice-O-Matic water filter with your cube ice maker, replace the filter every six months, and the evaporator warranty is extended to 7 years parts and labor (*available in the U.S. and Canada only*).
- Constructed from corrosion-resistant stainless steel and fingerprint-proof plastic.
- Free optional top air discharge available for maximum ice production in a small space.

Options & Accessories

WATER FILTERS			
Ice Machine Model	Manifold		
	System	Replacement	
ICEO250	EV9324-00	EV9612-26	
ICEO305			

Ice Maker Warranty

Every Ice-O-Matic ice maker is backed by a warranty that provides both parts and labor coverage.

- Three years **Parts** and **Labor**.
- Five years **Parts** coverage on the evaporator and compressor.
- Seven years **Parts** and **Labor** on the evaporator when you purchase an Ice-O-Matic water filter with your cube ice maker and replace the filter every six months (*available in the U.S. and Canada only*).

Ice Form



CUBE

FULL CUBE DIMENSIONS	
W x D x H (in.)	7/8 x 7/8 x 7/8
W x D x H (mm)	22 x 22 x 22
HALF CUBE DIMENSIONS	
W x D x H (in.)	3/8 x 7/8 x 7/8
W x D x H (mm)	10 x 22 x 22

Bin Chart *Kits for Combining Wider Bins with Smaller Models*

ICE STORAGE BINS											
Model No.	B25	B40	B42	B55	B70	B90	B100	B120	B150	B170	
Capacity	242 lbs (110 kg)	344 lbs (156 kg)	351 lbs (160 kg)	510 lbs (232 kg)	741 lbs (337 kg)	1023 lbs (465 kg)	854 lbs (388 kg)	1142 lbs (519 kg)	1447 lbs (658 kg)	1807 lbs (821 kg)	
Width	30 in (762 mm)	30 in (762 mm)	22 in (559 mm)	30 in (762 mm)	30 in (762 mm)	30 in (762 mm)	48 in (1219 mm)	48 in (1219 mm)	60 in (1524 mm)	60 in (1524 mm)	
Kits	ICEO250	Kit Not Required		n/a	Kit Not Required			KBT 5	Filler Kit Required	Kit Not Required	
	ICEO305	Kit Not Required		n/a	Kit Not Required			KBT 5	Filler Kit Required	Kit Not Required	

*See Ice-O-Matic Price List for Adapter Kits to combine ice makers with most available ice/beverage dispensers.



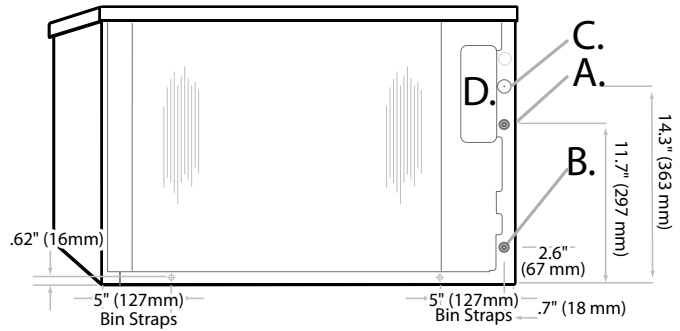
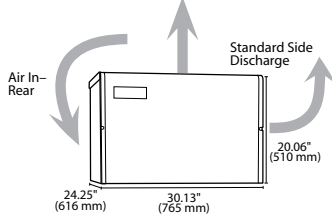
ICEO250/O305 CUBE ICE MAKER

Air Cooled

Please note: air-cooled units require 6" (152 mm) clearance for air intake and exhaust.

- A. Ice maker potable water in, 3/8" FPT.
- B. Ice maker water out, 3/4" FPT.
- C. Hole for electrical connections, 7/8".
- D. Electrical connection junction box.

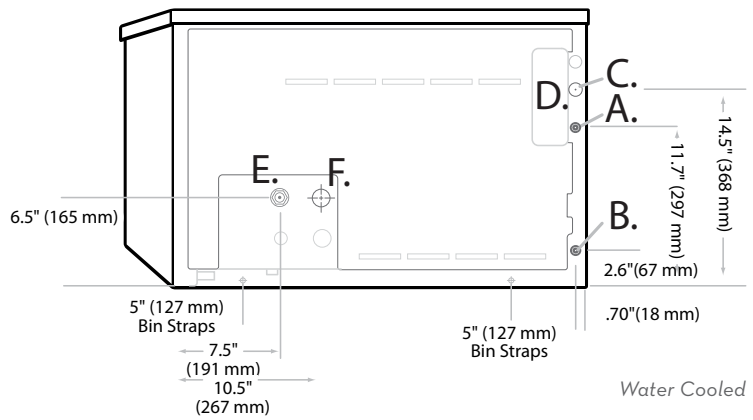
Optional Top Discharge- No Side Clearance Required



Air Cooled

Water Cooled

- A. Ice maker potable water in, 3/8" FPT.
- B. Ice maker water out, 3/4" FPT.
- C. Hole for electrical connections, 7/8".
- D. Condenser water in, 3/8" FPT.
- E. Condenser water out, 1/2" FPT.



Water Cooled

Operating Requirements

	MINIMUM	MAXIMUM	
		60 Hz	50Hz
Ambient Temp. Range Air	50 °F (10 °C)	100 °F (38 °C)	110 °F (43 °C)
Water Temp.	40 °F (4.4 °C)		
Water Pressure	20 PSIG (1.4 BAR)	60 PSIG (4.1 BAR)	

Dimensions

ALL MODELS	
W x D x H (in.)	30.13 x 24.25 x 20.06
W x D x H (mm)	765 x 616 x 510

Specifications

Model Number	Cond. Unit	Ice Production per 24hrs		Water Usage gallons per 100 lbs of Ice 90°F air/70°F water		kWH Used per 100 lbs of ice @ 90°F air/70°F water	Voltage Characteristics	Min. Circuit Ampacity	Fuse Size	Approx. BTUs per hour
		70°F air/50°F water lbs (kg)	90°F air/70°F water lbs (kg)	Potable	Condenser					
ICEO250A	Air	336 (153)	253 (115)	35.8	-	7.9	115/60/1	13.3	15	6,248
ICEO250W	Water	333 (151)	275 (125)	34.5	131	6.1		10.8		5,855
ICEO250T	Air, Top	353 (160)	244 (111)	31.3	-	8.1	230/50/1	13.3	16	6,103
ICEO305A	Air	361 (164)	279 (127)	33.8	-	7.5		8.4		6,689
ICEO305W	Water	344 (155)	296 (135)	34.1	144	6.0		6.6		6,265

NOTES:

Number of Wires: 3 (including ground)
 Approx. Shipping Weight lbs (kg): ICEO250A 150 (68) • ICEO250W 150 (68) • ICEO250T 150 (68) • ICEO305A 150 (68) • ICEO305W 150 (68)
 Refrigerant Type: R404A